



# 2022 PRICELIST



**PROUDLY MADE  
IN CANADA**



[aloredesign.com](http://aloredesign.com)

# ABOUT ARIA

---



**PROUDLY MADE  
IN CANADA**

All Aria vanities are proudly manufactured in Canada, using locally sourced components. This price list shows many modern and contemporary models readily available in our program, in addition to the flexibility of custom made to order units made to your customers specifications. You can specify size, colour, alternative basins and design upon request. See page 4 for our finishes selection, colours and materials.

Customers can choose from any of the models and basins shown in this price list. We source the basins from several manufacturers in Europe.

Unless otherwise specified, all basins come with a centre hole pre-drilled, and are not available in 3 hole drilling.



# TABLE OF CONTENTS

---


FINISHES .....	4
CODING INSTRUCTIONS..	5
ELITE .....	6
APERTO .....	8
STELLA .....	10
AZZURO .....	12
TRADITIONAL .....	14
PICCOLO .....	16
EXTRO .....	17
ACCESSORIES .....	18
BASINS .....	20
INSTALLATION INSTRUCTIONS	22
CLEANING INSTRUCTIONS	24
WARRANTY .....	24
INDEX .....	27

# FINISHES


## Group 1 - Thermally Fused Laminate




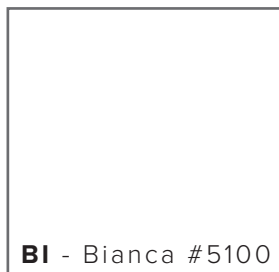
## Group 2 - Thermo



## Group 3 - Thermo Gloss



## Group 4 - Acrylic



*Many more finishes available as special order.  
Visit our website for full listing or request a colour ring.*

# CODING INSTRUCTIONS

Each vanity comes with many different options. Coding can be a bit confusing but is particularly important in order to make sure you receive exactly what you want.

Basic coding starts with the **model number**, followed by the **hinge direction**, **colour**, and **handles**.

Take special note of where the spaces and dashes are located!

## CODING ORDER

**MODEL NUMBER - RIGHT / LEFT HINGE    FRAME COLOUR - DRAWER COLOUR - HANDLE COLOUR**

### LEFT/RIGHT HAND HINGES

Some units require additional coding to indicate left hand / right hand hinging of doors. This should be indicated after the model number with an **RH** for right hand hinging and **LH** for left hand.

### HANDLE COLOUR

Some units offer you the option to upgrade the handles to premium finishes. Chrome comes standard and does not require any indication, so only mark a finish here if you are upgrading.

## FOR EXAMPLE



### STELLA81-3DR NV-BB

MODEL #  
UNIT COLOUR  
HANDLE UPGRADE



### APERTO81 H555-H51

MODEL #  
FRAME COLOUR  
DRAWER COLOUR



### PICC20-LH H50

MODEL #  
LEFT HAND HINGE  
UNIT COLOUR

# The **ELITE** Vanity Range



The Elite collection features one deep drawer with soft close system, finger pull and a light grey interior. The frame and drawer can be the same colour, or different, your choice!

Can be installed wall-hung or on legs. Includes cut-out for drain. Please specify number of basin drill holes and hole positioning. When ordering different frame and drawer colours, pricing of the higher grade finish will apply.



**SHIPPING:**

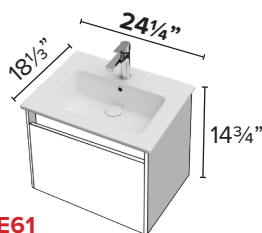
STANDARD SHIPPING = 4-6 WEEKS.  
✓ IN STOCK ITEMS SHIP IN 1 WEEK



✓ **ELITE81**

GROUP 1	<b>\$960</b>
GROUP 2	<b>\$1150</b>
GROUP 3	<b>\$1205</b>
GROUP 4	<b>\$1280</b>

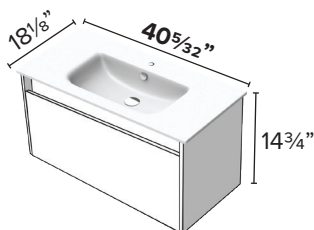
BASIN: ARIA ALD-SLIM81 WITH CENTRE HOLE PRE-DRILLED



✓ **ELITE61**

GROUP 1	<b>\$910</b>
GROUP 2	<b>\$1095</b>
GROUP 3	<b>\$1150</b>
GROUP 4	<b>\$1230</b>

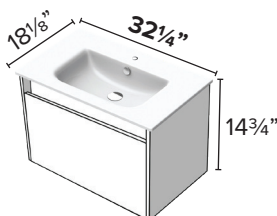
BASIN: ARIA ALD-SLIM61 WITH CENTRE HOLE PRE-DRILLED



✓ **ELITE102**

GROUP 1	<b>\$1325</b>
GROUP 2	<b>\$1525</b>
GROUP 3	<b>\$1575</b>
GROUP 4	<b>\$1865</b>

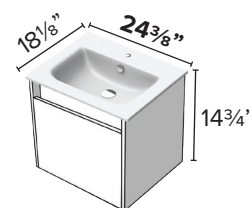
BASIN: ARIA 102P46NL



✓ **ELITE82**

GROUP 1	<b>\$1110</b>
GROUP 2	<b>\$1325</b>
GROUP 3	<b>\$1375</b>
GROUP 4	<b>\$1625</b>

BASIN: ARIA 82P46NL



✓ **ELITE62**

GROUP 1	<b>\$990</b>
GROUP 2	<b>\$1195</b>
GROUP 3	<b>\$1245</b>
GROUP 4	<b>\$1495</b>

BASIN: ARIA 62P46NL

**Group 1:** H555 | H50 | H51 | H54 | H70

**Group 2:** BR | GR

**Group 3:** WH | SGL | BL | INV | MB

**Group 4:** MW | BI | PA | CR | CA

MODEL - FRAME COLOUR - DRAWER COLOUR

*All basins have the centre hole pre-drilled*

# The **APERTO** Vanity Range



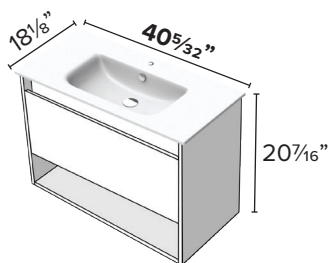
Following all the same principles as the Elite, we added an open shelf below the drawer for additional storage. Once again, the frame and drawer colours can be mixed and matched as you please!

Can be installed wall-hung or on legs. Includes cut-out for drain. Please specify number of basin drill holes and hole positioning. When ordering different frame and drawer colours, pricing of the higher grade finish will apply.



**SHIPPING:**

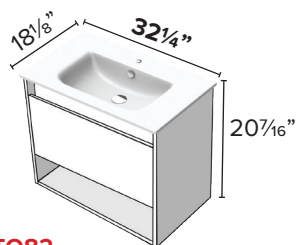
STANDARD SHIPPING = 4-6 WEEKS.  
✓ IN STOCK ITEMS SHIP IN 1 WEEK



✓ **APERTO102**

GROUP 1	<b>\$1365</b>
GROUP 2	<b>\$1695</b>
GROUP 3	<b>\$1795</b>
GROUP 4	<b>\$2125</b>

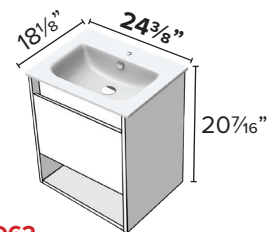
BASIN: ARIA 102P46NL



✓ **APERTO82**

GROUP 1	<b>\$1790</b>
GROUP 2	<b>\$2135</b>
GROUP 3	<b>\$2195</b>
GROUP 4	<b>\$2350</b>

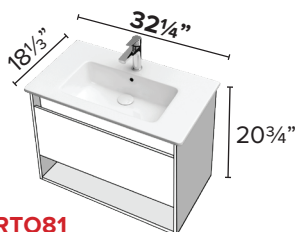
BASIN: ARIA 82P46NL



✓ **APERTO62**

GROUP 1	<b>\$1755</b>
GROUP 2	<b>\$2085</b>
GROUP 3	<b>\$2135</b>
GROUP 4	<b>\$2295</b>

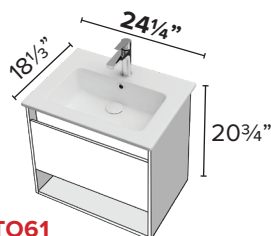
BASIN: ARIA 62P46NL



✓ **APERTO81**

GROUP 1	<b>\$1055</b>
GROUP 2	<b>\$1280</b>
GROUP 3	<b>\$1385</b>
GROUP 4	<b>\$1495</b>

BASIN: ARIA ALD-SLIM81 WITH CENTRE HOLE PRE-DRILLED



✓ **APERTO61**

GROUP 1	<b>\$990</b>
GROUP 2	<b>\$1255</b>
GROUP 3	<b>\$1365</b>
GROUP 4	<b>\$1470</b>

BASIN: ARIA ALD-SLIM61 WITH CENTRE HOLE PRE-DRILLED

Group 1 : H555 | H50 | H51 | H54 | H70

Group 2 : BR | GR

Group 3 : WH | SGL | BL | NV | MB

Group 4 : MW | BI | PA | CR | CA

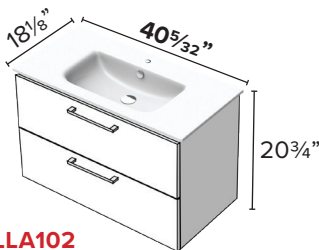
MODEL - FRAME COLOUR - DRAWER COLOUR

All basins have the centre hole pre-drilled

# The STELLA Vanity Range



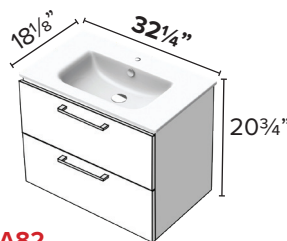
The Stella collection features two or three drawers with soft close system and a light grey interior. The top drawer includes drain cut-out. You have the option of 4 different handle finishes, and optional matching legs! Can be installed wall hung or on legs. Please specify number of basin drill holes and hole positioning.



## ✓ STELLA102

GROUP 1	<b>\$1545</b>
GROUP 2	<b>\$1595</b>
GROUP 3	<b>\$1675</b>
GROUP 4	<b>\$1695</b>

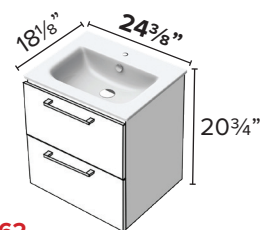
BASIN: ARIA 102P46NL



## ✓ STELLA82

GROUP 1	<b>\$1390</b>
GROUP 2	<b>\$1450</b>
GROUP 3	<b>\$1495</b>
GROUP 4	<b>\$1575</b>

BASIN: ARIA 82P46NL



## ✓ STELLA62

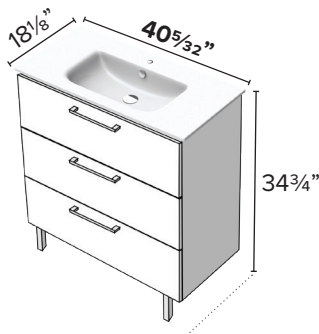
GROUP 1	<b>\$1250</b>
GROUP 2	<b>\$1295</b>
GROUP 3	<b>\$1350</b>
GROUP 4	<b>\$1425</b>

BASIN: ARIA 62P46NL



### SHIPPING:

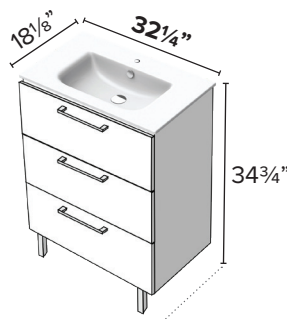
STANDARD SHIPPING = 4-6 WEEKS.  
✓ IN STOCK ITEMS SHIP IN 1 WEEK



✓ **STELLA102-3DR**

GROUP 1	<b>\$2400</b>
GROUP 2	<b>\$2565</b>
GROUP 3	<b>\$2725</b>
GROUP 4	<b>\$2830</b>

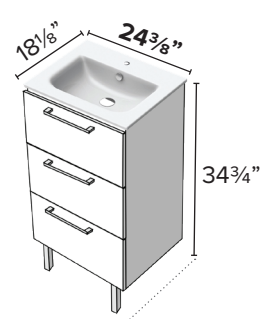
BASIN: ARIA 102P46NL



✓ **STELLA82-3DR**

GROUP 1	<b>\$2350</b>
GROUP 2	<b>\$2475</b>
GROUP 3	<b>\$2595</b>
GROUP 4	<b>\$2695</b>

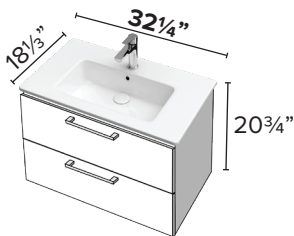
BASIN: ARIA 82P46NL



✓ **STELLA62-3DR**

GROUP 1	<b>\$2190</b>
GROUP 2	<b>\$2275</b>
GROUP 3	<b>\$2355</b>
GROUP 4	<b>\$2460</b>

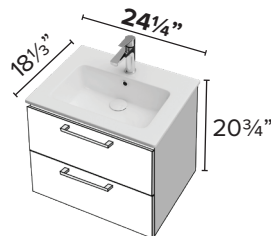
BASIN: ARIA 62P46NL



✓ **STELLA81**

GROUP 1	<b>\$1205</b>
GROUP 2	<b>\$1280</b>
GROUP 3	<b>\$1365</b>
GROUP 4	<b>\$1385</b>

BASIN: ARIA ALD-SLIM81 WITH CENTRE HOLE PRE-DRILLED



✓ **STELLA61**

GROUP 1	<b>\$1125</b>
GROUP 2	<b>\$1230</b>
GROUP 3	<b>\$1280</b>
GROUP 4	<b>\$1365</b>

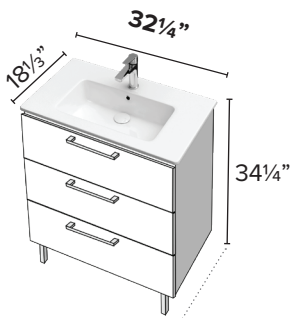
BASIN: ARIA ALD-SLIM61 WITH CENTRE HOLE PRE-DRILLED



✓ **STELLA121**

GROUP 1	<b>\$2650</b>
GROUP 2	<b>\$2750</b>
GROUP 3	<b>\$2850</b>
GROUP 4	<b>\$2950</b>

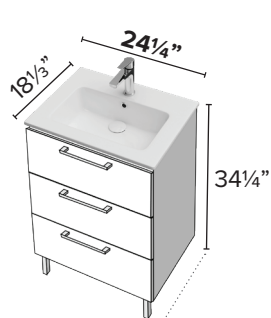
BASIN: ARIA ALD-121DB WITH CENTRE HOLES PRE-DRILLED



✓ **STELLA81-3DR**

GROUP 1	<b>\$1600</b>
GROUP 2	<b>\$1705</b>
GROUP 3	<b>\$1765</b>
GROUP 4	<b>\$1815</b>

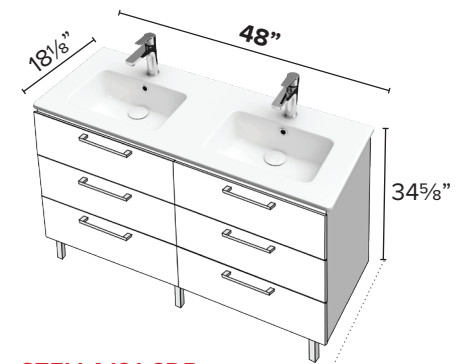
BASIN: ARIA ALD-SLIM81 WITH CENTRE HOLE PRE-DRILLED



✓ **STELLA61-3DR**

GROUP 1	<b>\$1580</b>
GROUP 2	<b>\$1630</b>
GROUP 3	<b>\$1705</b>
GROUP 4	<b>\$1790</b>

BASIN: ARIA ALD-SLIM61 WITH CENTRE HOLE PRE-DRILLED



**STELLA121-6DR**

GROUP 1	<b>\$2950</b>
GROUP 2	<b>\$3050</b>
GROUP 3	<b>\$3150</b>
GROUP 4	<b>\$3250</b>

BASIN: ARIA ALD-121DB WITH CENTRE HOLES PRE-DRILLED

**Group 1:** H555 | H50 | H51 | H54 | H70

**Group 2:** BR | GR

**Group 3:** WH | SGL | BL | NV | MB

**Group 4:** MW | BI | PA | CR | CA

MODEL - UNIT COLOUR - HANDLE FINISH  
Only indicate if different than chrome

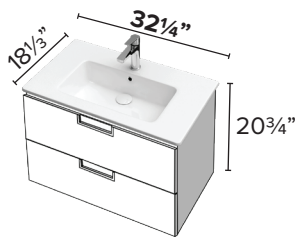
All basins have the centre hole pre-drilled

# The **AZZURO** Vanity Range



The Azzuro collection features two or three drawers with soft close system and a light grey interior. The top drawer includes drain cut-out. Can be installed wall hung or on legs. Please specify number of basin drill holes and hole positioning.

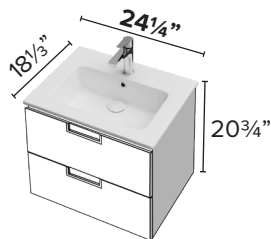




### AZZ81

GROUP 1	<b>\$1280</b>
GROUP 2	<b>\$1365</b>

BASIN: ARIA ALD-SLIM81 WITH CENTRE HOLE PRE-DRILLED



### AZZ61

GROUP 1	<b>\$1170</b>
GROUP 2	<b>\$1280</b>

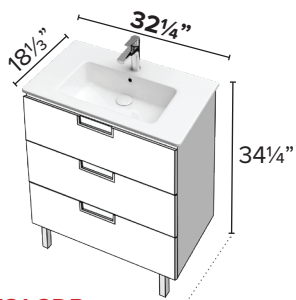
BASIN: ARIA ALD-SLIM61 WITH CENTRE HOLE PRE-DRILLED



### ✓ AZZ121

GROUP 1	<b>\$3050</b>
GROUP 2	<b>\$3195</b>

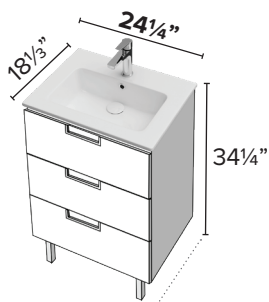
BASIN: ARIA ALD-121DB WITH CENTRE HOLES PRE-DRILLED



### AZZ81-3DR

GROUP 1	<b>\$1705</b>
GROUP 2	<b>\$1790</b>

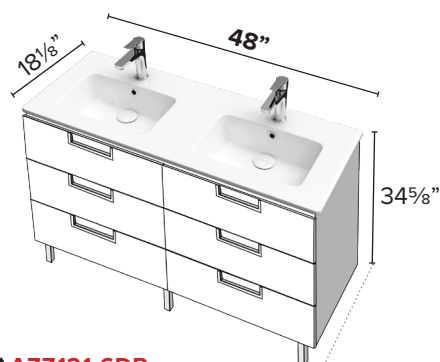
BASIN: ARIA ALD-SLIM81 WITH CENTRE HOLE PRE-DRILLED



### AZZ61-3DR

GROUP 1	<b>\$1600</b>
GROUP 2	<b>\$1685</b>

BASIN: ARIA ALD-SLIM61 WITH CENTRE HOLE PRE-DRILLED



### ✓ AZZ121-6DR

GROUP 1	<b>\$3420</b>
GROUP 2	<b>\$3585</b>

BASIN: ARIA ALD-121DB WITH CENTRE HOLES PRE-DRILLED

Group 2 : BR | GR

Group 3 : WH | SGL | BL | NV | MB

MODEL - UNIT COLOUR

All basins have the centre hole pre-drilled

# The **TRADITIONAL** Vanity Range



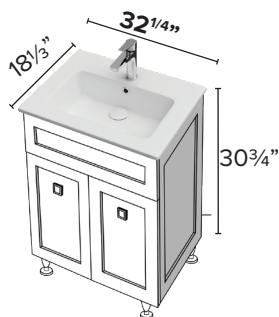
The Traditional Collection of Vanities is entirely Canadian made, crafted from high quality products locally sourced. Every vanity is lacquer finished wood and features a soft close door, and decorative chrome handles. All are matched with ceramic basins made in Europe, or a white crystalized quartz countertop and undermount basin from Europe.

We offer two door styles for each version. Raised Panels (-RP) are the standard as they offer the most traditional style, however shaker style doors are available as well by ordering -SK instead of -RP.

Standard lacquer colours are white and grey. Customized colours: indicate any Benjamin Moore colour code for a \$300 surcharge. Integrated drawer option (-INT) is \$175 for single bowl versions, and \$350 for double bowl versions.



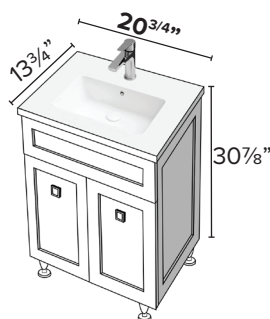
## Models with CERAMIC COUNTERTOP basin



<b>TRA61</b>	
LACQUER	<b>\$1850</b>
CUSTOM	<b>\$2150</b>
<b>TRA61-RP</b>	
LACQUER	<b>\$1850</b>
CUSTOM	<b>\$2150</b>

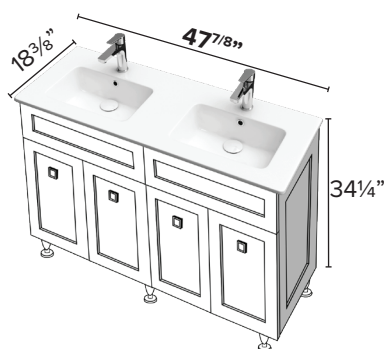
BASIN: ARIA ALD-SLIM61 WITH CENTRE HOLE PRE-DRILLED

## Models with CRYSTALIZED QUARTZ top & undermount basins



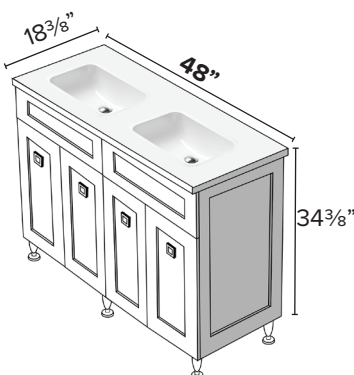
<b>TRA-UM</b>	
LACQUER	<b>\$2295</b>
CUSTOM	<b>\$2595</b>
<b>TRA-UM-RP</b>	
LACQUER	<b>\$2295</b>
CUSTOM	<b>\$2595</b>

BASIN: ARIA ALD-UM53



<b>TRA121</b>	
LACQUER	<b>\$2825</b>
CUSTOM	<b>\$3125</b>
<b>TRA121-RP</b>	
LACQUER	<b>\$2825</b>
CUSTOM	<b>\$3125</b>

BASIN: ARIA ALD-121DB WITH CENTRE HOLES PRE-DRILLED




<b>TRA-2UM</b>	
LACQUER	<b>\$2950</b>
CUSTOM	<b>\$3250</b>
<b>TRA-2UM-RP</b>	
LACQUER	<b>\$2950</b>
CUSTOM	<b>\$3250</b>

BASIN: 2X ARIA ALD-UM53

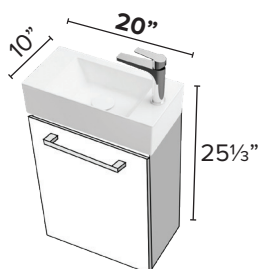
MODEL - UNIT COLOUR

All basins have the centre hole pre-drilled  
Indicate drilling for Quartz Countertops

# The **PICCOLO** Vanity Range



The Verso collection features an ultra compact design, perfect for small spaces. You have the option of 4 different handle finishes! Comes with a left or right hinging door with soft close system and on adjustable shelf for more storage options.



## ✓ **PICC20**

GROUP 1	<b>\$925</b>
GROUP 2	<b>\$950</b>
GROUP 3	<b>\$1095</b>
GROUP 4	<b>\$1150</b>

BASIN: ARIA ALD-50X25

**Group 1 :** H555 | H50 | H51 | H54 | H70

**Group 2 :** BR | GR

**Group 3 :** WH | SGL | BL | INV | MB

**Group 4 :** MW | BI | PA | CR | CA

MODEL

- L/R HINGE

UNIT COLOUR

- HANDLE FINISH

*Only indicate if different than chrome*

**Indicate the basin hole drilling instructions**



### SHIPPING:

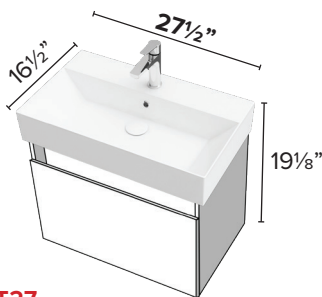
STANDARD SHIPPING = 4-6 WEEKS.

✓ IN STOCK ITEMS SHIP IN 1 WEEK

# The **EXTRO** Vanity Range



The Extro features a soft close drawer system with finger pull, light grey interior, and a deep drawer. The frame and drawer can be the same colour, or different, your choice!



## ✓ **EXT27**

GROUP 1	<b>\$1045</b>
GROUP 2	<b>\$1255</b>
GROUP 3	<b>\$1365</b>
GROUP 4	<b>\$1495</b>

BASIN: ARIA ALD-70X42 WITH CENTRE HOLE PRE-DRILLED

**Group 1:** H555 | H50 | H51 | H54 | H70

**Group 2:** BR | GR

**Group 3:** WH | SGL | BL | NV | MB

**Group 4:** MW | BI | PA | CR | CA

MODEL - FRAME COLOUR - DRAWER COLOUR

*All basins have the centre hole pre-drilled*

# The ACCESSORIES



We offer a selection of accessories and storage solutions in an array of sizes and finishes to pair with your chosen vanity unit! With the purchase of each vanity in a special-order finish, 1 accessory is offered in the matching finish with no upgrade charge! Otherwise, pricing indicated is for Standard colours, see page 4.

## The ELITE, STELLA, AND NEW LIGHT LINEN CABINETS



### ✓ AR1568EL

GROUP 1	<b>\$795</b>
GROUP 2	<b>\$1095</b>
GROUP 3	<b>\$1150</b>
GROUP 4	<b>\$1225</b>

Wall-Hung 2 door linen cabinet with open shelf & finger pull. 4 adjustable shelves, 1 fixed shelf. Soft close hinges.



### ✓ AR1568ST

GROUP 1	<b>\$795</b>
GROUP 2	<b>\$1095</b>
GROUP 3	<b>\$1150</b>
GROUP 4	<b>\$1225</b>

Wall-Hung 2 door linen cabinet with open shelf & finger pull. 4 adjustable shelves, 1 fixed shelf. Soft close hinges with handles to match Stella series. Indicate colour choice and handle upgrade (if applicable).



### ✓ AR1568NL

GROUP 2	<b>\$1095</b>
GROUP 3	<b>\$1150</b>

Wall-Hung 2 door linen cabinet with open shelf & finger pull. 4 adjustable shelves, 1 fixed shelf. Soft close hinges with handles to match New Light series.



### SHIPPING:

STANDARD SHIPPING = 4-6 WEEKS.  
✓ IN STOCK ITEMS SHIP IN 1 WEEK

## The ELITE, STELLA, AND AZZURO LINEN CABINETS



### ✓ AR3612EL-H (HORIZONTAL) AR3612EL-V (VERTICAL)

GROUP 1	\$550
GROUP 2	\$595
GROUP 3	\$650
GROUP 4	\$675


3 adjustable shelves. Hinged on left side. Soft close door with vertical door support to stay open for horizontal installation. Finger pull to match Elite & Aperto series.



### ✓ AR3612ST-H (HORIZONTAL) AR3612ST-V (VERTICAL)

GROUP 1	\$550
GROUP 2	\$595
GROUP 3	\$650
GROUP 4	\$675

3 adjustable shelves. Hinged on left side. Soft close door with vertical door support to stay open for horizontal installation. Handle to match Stella series with option to upgrade.



### ✓ AR3612NL-H (HORIZONTAL) AR3612NL-V (VERTICAL)

GROUP 2	\$595
GROUP 3	\$650

3 adjustable shelves. Hinged on left side. Soft close door with vertical door support to stay open for horizontal installation. Recessed chrome handle to match Azzuro series.

## The MIRROR AND MEDICINE CABINET



### ✓ AR2232

GROUP 1	\$275
GROUP 2	\$325
GROUP 3	\$375
GROUP 4	\$395

Mirror made with same frame material as your chosen vanity. Grain of wood follows width of mirror. Can be mounted horizontally or vertically.



### ✓ AR22532

GROUP 1	\$475
GROUP 2	\$525
GROUP 3	\$575
GROUP 4	\$595

Medicine cabinet made with same frame as your chosen vanity material. Left hand opening with 4 adjustable shelves. Reversible for left or right hand opening.

## The VANITY LEGS



### ✓ CATLEG

CHROME	\$175
BRUSHED GOLD	\$225

Set of two steel legs for floor mounted vanities.

Group 1: H555 | H50 | H51 | H54 | H70

Group 2: BR | GR

Group 3: WH | SGL | BL | NV | MB

Group 4: MW | BI | PA | CR | CA

MODEL

-

UNIT COLOUR

-

HANDLE FINISH

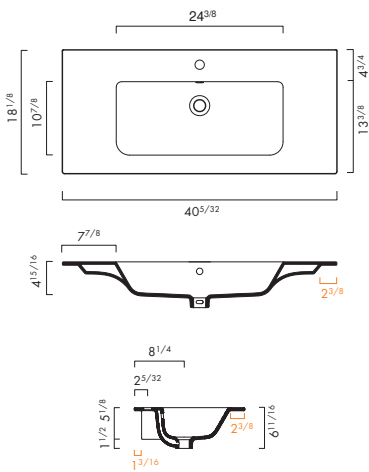
*Only indicate if different than chrome*

# BASINS

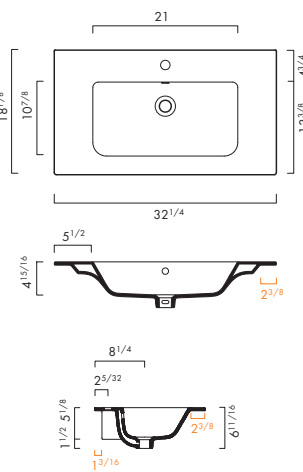
## ARIA BASINS



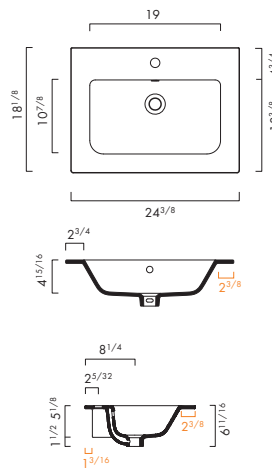
**102P46NL \$535**



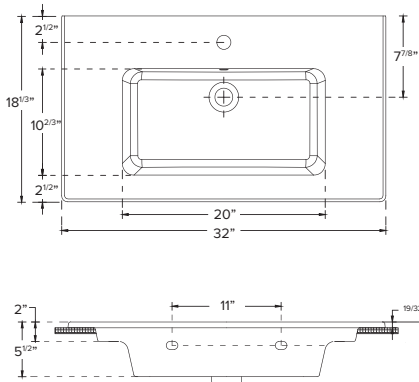
**82P46NL \$435**



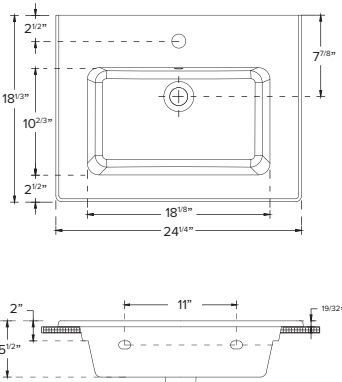
**62P46NL \$330**



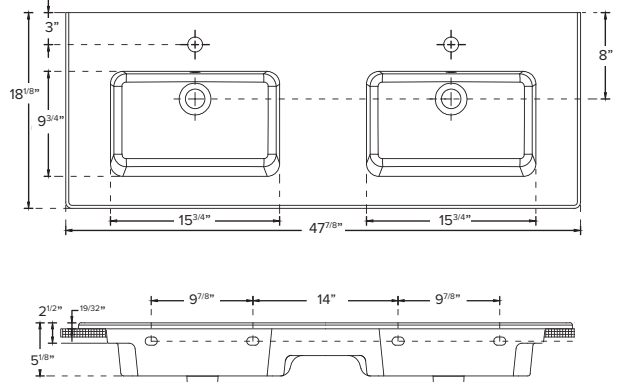
**ALD-SLIM81 \$375**



**ALD-SLIM61 \$275**



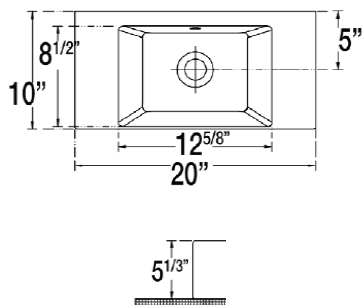
**ALD-121DB \$795**



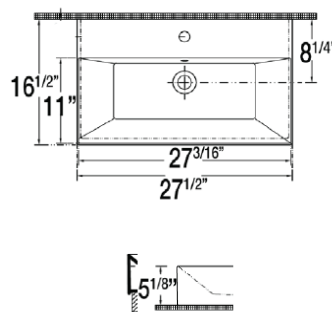
# BASINS



**ALD-50X25 \$250**



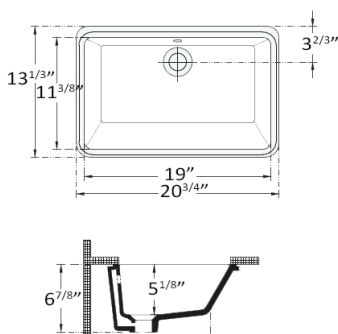
**ALD-70X42 \$350**



## UNDERMOUNT BASIN

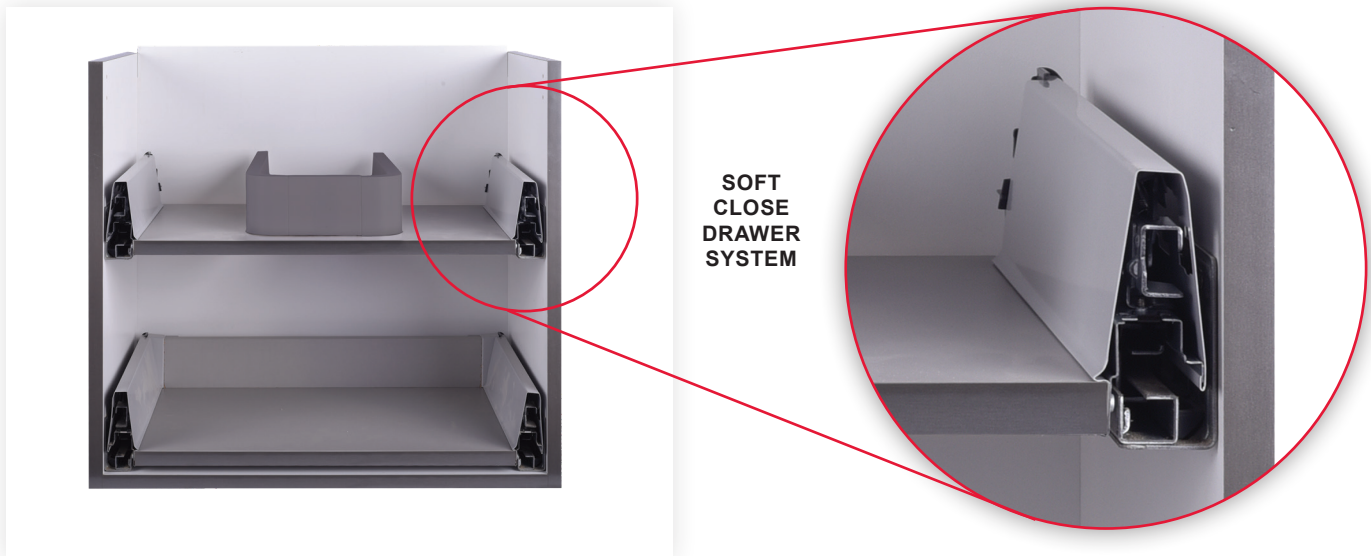


**ALD-UM53 \$195**

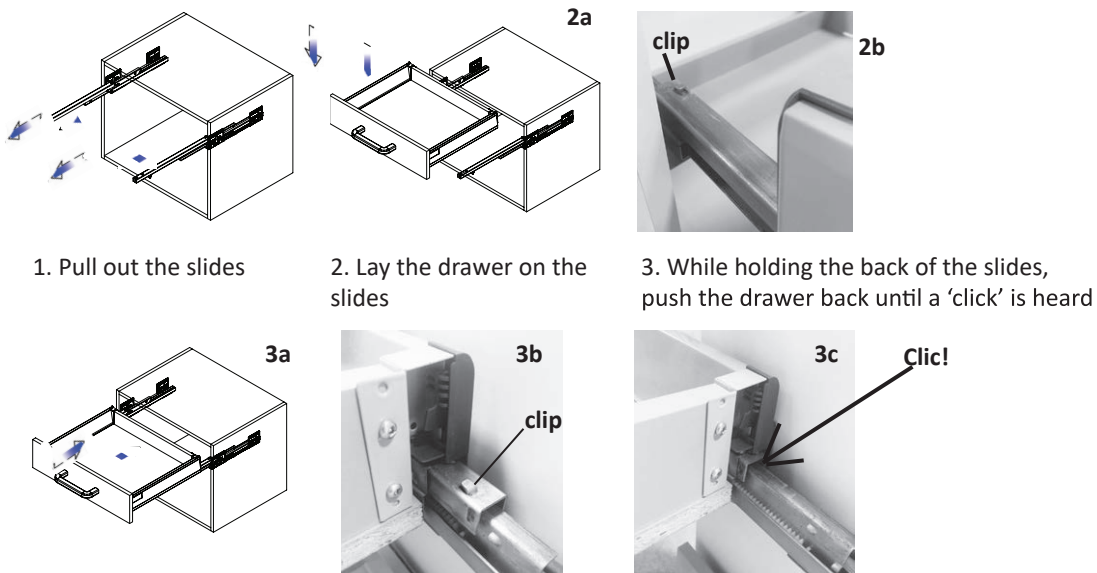


# INSTALLATION

## SOFT CLOSE DRAWER SYSTEM



## RE-INSTALLING THE DRAWERS

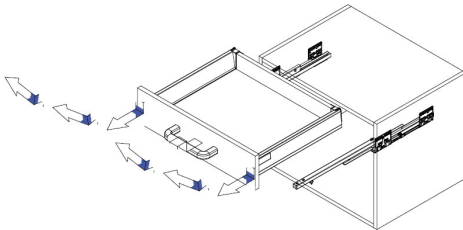


To check if the drawer is well hung, while supporting the drawer, open it to its maximum. If it does not come off, it is well hung. If the drawer does not extend completely, pull the drawer out and make sure the clip (fig 2b) at the end of the slide is well installed into the drawer, see Fig 3b & 3c. You'll hear a click.



# INSTALLATION

## REMOVING/ADJUSTING THE DRAWERS & DOORS



Pull the drawer out and up simultaneously in a smooth motion, while holding both sides of the drawer

### Door Adjustment :

#### 1. Width Adjustment

Turn the screw 1

#### 2. Depth Adjustment

Loosen the fixation screw at 2 (1 time). Adjust the depth and tighten the screw

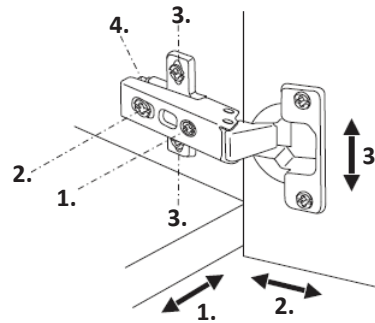
#### 3. Height Adjustment

Loosen the screws at 3 on the mounting plate.

Adjust the height and tighten the screws back on.

#### Removing Doors

Unclick the hinge at 4

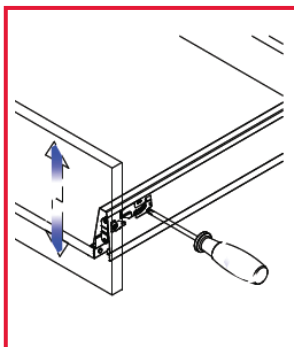


### Drawer Adjustment:

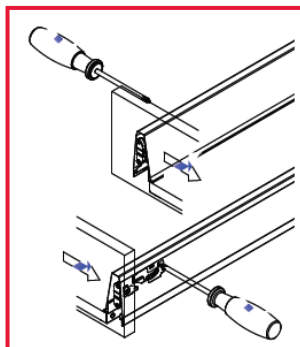
**A. Front Height Adjustment  $\pm 2\text{mm}$**  | Use a screwdriver to counterclockwise to lower the front panel, or clockwise to raise it.

**B. Front right adjustment 1mm** | Turn clockwise for adjustment to the right

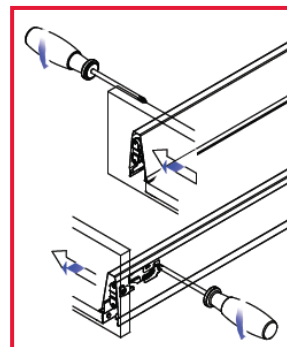
**C. Front left adjustment 1mm** | Turn counterclockwise for adjustment to the right



A



B



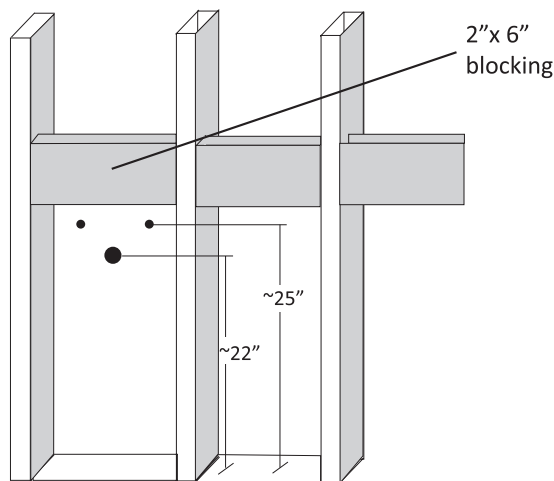
C

# INSTALLATION

## PLUMBING & WALL INSTALLATION

Prepare the walls so that they are built with 2"x 6" blockings in between the studs. Check the width of your furniture and make sure the back of the vanity is properly anchored into the backing or studs.

The standard height of a vanity with the sink installed is approximately 32" off the ground, but can be altered based on personal preference. Since our second drawers do not have cutouts, properly measure the desired location of the plumbing outlet from the wall, while considering the p-trap chosen.



## CLEANING INSTRUCTIONS

Use a soft cotton cloth, moistened with water to clean doors and parts in matte finishes. For glossy finishes, a glass cleaner that does not contain solvents may also be used. Dry well afterwards with a soft cloth.

Do NOT use abrasive sponges, abrasive products, or products containing acids or solvents. No acetone, chlorine, wax, powder detergents should be used. Metallic parts such as handles or legs should only be cleaned with a moist cloth and dried with another soft cloth. No steel wool or abrasive sponges, abrasive products, products containing acids or solvents should be used.

## WARRANTY

Aria will repair or replace, at it's option, free of charge within 5 (five) years of purchase date, any part which proves to be defective in material and/or workmanship under normal installation, use, service and maintenance. Aria is not liable due to unauthorized modifications or repairs, and surface deterioration due to cleaning methods not in accordance with instructions. This remedy is the sole and exclusive remedy of the purchaser for the breach of any warranties or negligence. Aria and Alore Design Inc will not assume liability for labour expended, freight costs or damages accruing from the use of these products.



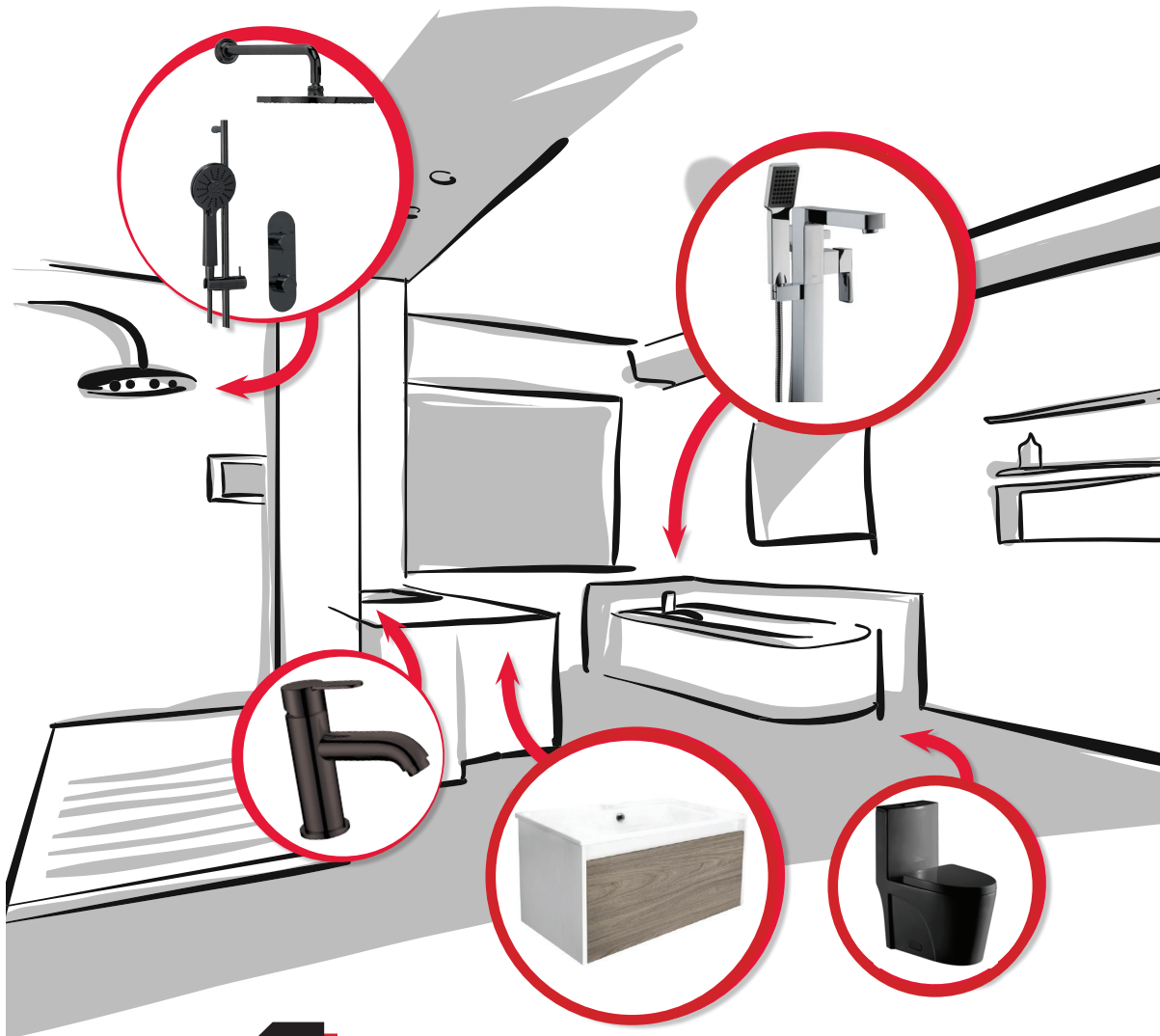
### SHIPPING:

STANDARD SHIPPING = 4-6 WEEKS.  
✓ IN STOCK ITEMS SHIP IN 1 WEEK

# BBOX

A NEW  
concept from **cavalli**  
KITCHEN & BATH

The following **"Bathroom in a Box"** Kits are an ideal easy purchase solution for most guest rooms and powder rooms! All products come shipped together and provide a large array of options and finishes. All kits are available with white or matte black one piece high efficiency toilets, with a \$350 surcharge for Matte black. Vanities each have 5 varieties of finishes available, with the Elite having different frame and drawer colour options!



**1** SKU  
**BATHROOM**

# NOTES

---



# INDEX

CODE	GR 1	GR 2	GR 3	GR 4	PG	CODE	GR 1	GR 2	GR 3	GR 4	PG
APERTO102	\$1,365	\$1,695	\$1,795	\$2,125	9	ELITE102	\$1,325	\$1,525	\$1,575	\$1,865	7
APERTO61	\$990	\$1,255	\$1,365	\$1,470	9	ELITE61	\$910	\$1,095	\$1,150	\$1,230	7
APERTO62	\$1,755	\$2,085	\$2,135	\$2,295	9	ELITE62	\$990	\$1,195	\$1,245	\$1,495	7
APERTO81	\$1,055	\$1,280	\$1,385	\$1,495	9	ELITE81	\$960	\$1,150	\$1,205	\$1,280	7
APERTO82	\$1,790	\$2,135	\$2,195	\$2,350	9	ELITE82	\$1,110	\$1,325	\$1,375	\$1,625	7
AR1568EL	\$795	\$1,095	\$1,150	\$1,225	18	EXT27	\$1,045	\$1,255	\$1,365	\$1,495	17
AR1568NL		\$1,095	\$1,150		18	PICC20	\$925	\$950	\$1,095	\$1,150	16
AR1568ST	\$795	\$1,095	\$1,150	\$1,225	18	STELLA102	\$1,545	\$1,595	\$1,675	\$1,695	10
AR2232	\$275	\$325	\$375	\$395	19	STELLA102-3DR	\$2,400	\$2,565	\$2,725	\$2,830	11
AR22532	\$475	\$525	\$575	\$595	19	STELLA121	\$2,650	\$2,750	\$2,850	\$2,950	11
AR3612EL-H	\$550	\$595	\$650	\$675	19	STELLA121-6DR	\$2,950	\$3,050	\$3,150	\$3,250	11
AR3612EL-V	\$550	\$595	\$650	\$675	19	STELLA61	\$1,125	\$1,230	\$1,280	\$1,365	11
AR3612NL-H		\$595	\$650		19	STELLA61-3DR	\$1,580	\$1,630	\$1,705	\$1,790	11
AR3612NL-V		\$595	\$650		19	STELLA62	\$1,250	\$1,295	\$1,350	\$1,425	10
AR3612ST-H	\$550	\$595	\$650	\$675	19	STELLA62-3DR	\$2,190	\$2,275	\$2,355	\$2,460	11
AR3612ST-V	\$550	\$595	\$650	\$675	19	STELLA81	\$1,205	\$1,280	\$1,365	\$1,385	11
AZZ121		\$3,050	\$3,195		13	STELLA81-3DR	\$1,600	\$1,705	\$1,765	\$1,815	11
AZZ121-6DR		\$3,420	\$3,585		13	STELLA82	\$1,390	\$1,450	\$1,495	\$1,575	10
AZZ61		\$1,170	\$1,280		13	STELLA82-3DR	\$2,350	\$2,475	\$2,595	\$2,695	11
AZZ61-3DR		\$1,600	\$1,685		13	TRA121-RP	\$2,825	\$3,125			15
AZZ81		\$1,280	\$1,365		13	TRA-2UM-RP	\$2,950	\$3,250			15
AZZ81-3DR		\$1,705	\$1,790		13	TRA61-RP	\$1,850	\$2,150			15
CATLEG BG	\$225				19	TRA-UM-RP	\$2,295	\$2,595			15
CATLEG CH	\$175				19						

Group 1 : H555 | H50 | H51 | H54 | H70

Group 2 : BR | GR

Group 3 : WH | SGL | BL | NV | MB

Group 4 : MW | BI | PA | CR | CA

See page 4 for finish and colour options



## SHIPPING:

STANDARD SHIPPING = 4-6 WEEKS

✓ IN STOCK ITEMS SHIP IN 1 WEEK



## 2022 PRICE LIST



ORDERDESK@ALOREDESIGN.COM



**1-866-503-9796**